

ACTIVATION OF LHV BANK CONNECTIONS IN ACCOUNTSTUDIOS

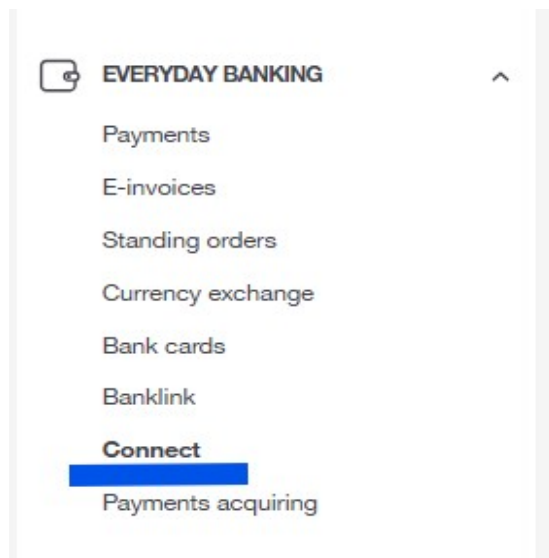
To automatically transfer bank statements from LHV bank to AccountStudio, you can activate the LHV Connect service. Once the service is activated, you no longer need to manually import bank statements via files into AccountStudio, and you can also send payments directly from the program to the bank.

The easiest way to get started is to click on the direct link, which will take you straight to a pre-filled contract <https://www.lhv.ee/et/connect>

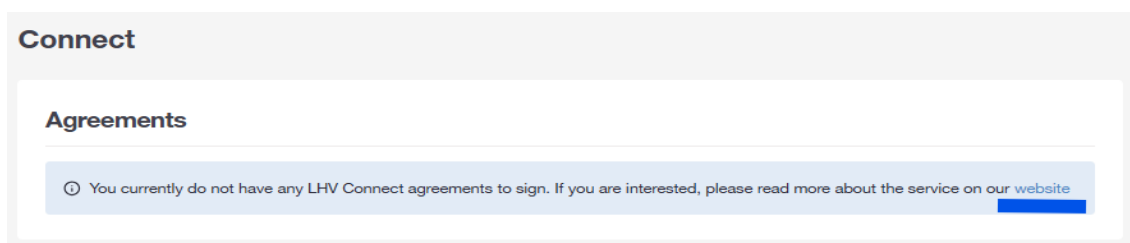
Step-by Step activation

Signing the Contract in LHV Internet Bank:

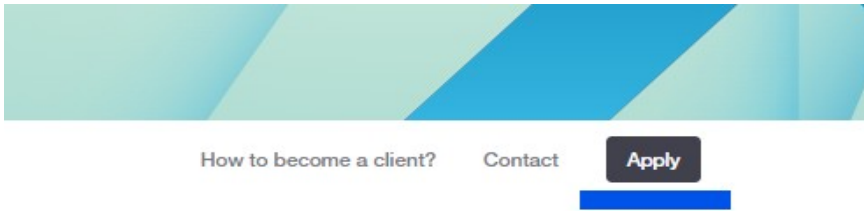
1. Log in to LHV Internet Bank
2. Select from the menu: **Daily Banking > Connect**
3. Click on the link "**Connect**"



4. Click on the link our "**website**"



5. Click "Apply"



6. On the contract form:

- Fill in the data and select "**Account Studio**" as the software to be used
- Click the "**Submit Application**" button
- After which a message "**Connect Application**" will appear

Connect application

Name of the company

Commercial Register Code

Contact person

E-mail

Please enter an email address

Phone

I use software

Account Studio

Further information

Submit application

Connect application

Thank you. Application submitted.

We will send the Connect agreement within 3 working days to the e-mail address indicated in the company's official contact details.

The bank will then send a contract along with a notice about contract activation. The Connect contract will be sent within 3 working days to the email address specified in the official data.

7. Log into internet bank and select **Daily Banking - Connect** from the menu
 - Connect contract "**Sign Contract**"

Connect				
Agreements				
COMPANY	REG.CODE	SERVICE PROVIDER	SOFTWARE	CREATED
EK Infosüsteemid OÜ	11958083	Account Studio OÜ		22.11.2024

[Conclude agreement](#)

8. A window will open for signing the contract, click the "**Sign**" button

LHV Connect agreement confirmation

[LHV Connect agreement \(pdf\)](#)

I confirm that I have read the following documents and agree thereto: the Connect Contract, including the [Terms and Conditions of LHV Connect](#), the [General Terms and Conditions of the Bank](#) and the [Price List of the Bank](#).

[Back](#) [Sign](#)

9. Actions in AccountStudio

Select "**Basic Data**"/"**Company Data**" in the menu and on the "**Interface**" tab, check the "**LHV Connect**" box, or let our technical support know and we will mark it for you.

Firma andmed

Põhiandmed | Kontaktsikud | Maj.aastad | Maksustamine | Kapital | Põhivara | **Liidustus**

TNG Tengelpung

EDI: GLN:

Telega ID:

Pangaliidesed

Swedbank Gateway kasutamise leping: 41476 [Sõlmi leping](#) [Juhend](#)

LHV Connect [Sõlmi leping](#) [Juhend](#)

Coop Pank Gateway [Sõlmi leping](#)