



YOUR SOFTWARE PARTNER

## Account Studio Bank Interface

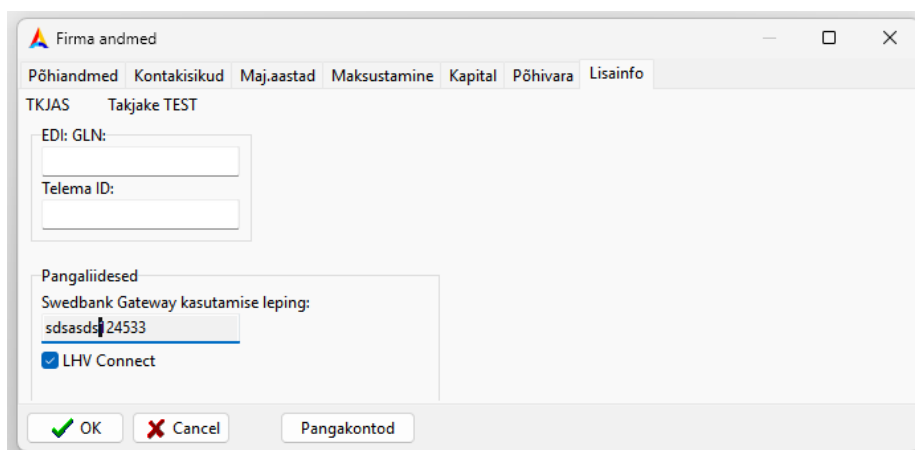
The bank interface allows you to import account statements and initiate payments without saving intermediate import files. Additionally, the previous day's statements arrive automatically through the bank interface.

To use the bank interface, you must sign a corresponding agreement with the bank, and Account Studio must be selected as the operator.

### Enabling the bank interface:

**Swedbank:** Enabling the bank interface: In the AccountStudio program, the user doesn't need to do anything, the relevant information is updated automatically after signing the contract. Users can verify the existence of the contract based on the completion of "Basic Data", "Company Data", "Additional Info", "Bank Interfaces", "Swedbank Gateway Usage Agreement".

**LHV Bank:** After signing the contract in the AccountStudio program, you need to check the box next to "Basic Data", "Company Data", "Additional Info", "Bank Interfaces", "LHV Connect".



The program checks the activation status of bank interface(s) when opening the company database / starting the program.

## Bank Statement Import

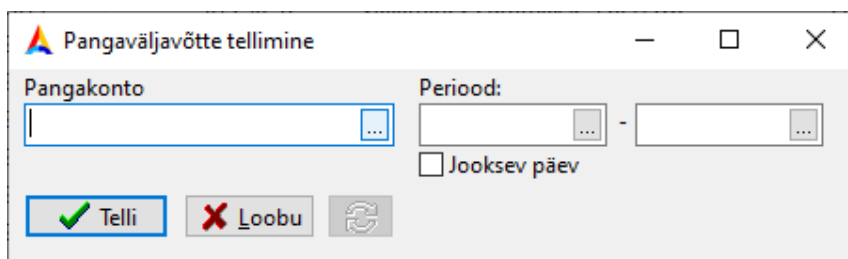
"Entries", "Imports", "Bank Statement Import through Buffer Table":

Under the "Import" button, there are additional options "From File" (the previous file import method) and "Through Bank Interface" (statements automatically received from the bank: previous day's statements, or those specifically requested by the user). When clicking "Through Bank Interface", all received unimported statements will be imported. If there are no new statements, the user will be shown a corresponding message.

## Ordering bank statements

There is no need to order the previous day's statements, as they are automatically prepared for import the next morning. However, you can use this option to order statements for earlier periods, including the current day.

The "Order Statement" button opens the corresponding form, where you need to specify the bank account and the statement period.



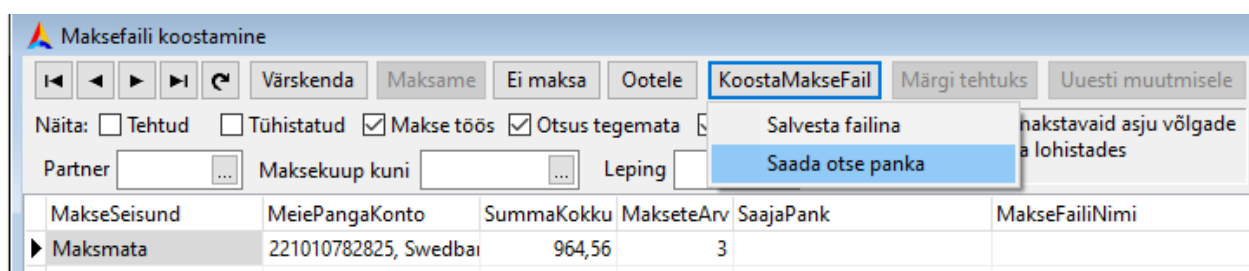
Statements can only be ordered from supported banks (currently Swedbank and LHV, soon also Coop and SEB). In addition, the company must have a contract with the respective bank.

Clicking "Order" sends the request to the bank / in case of an error, an error message is displayed. Receiving the bank statement from the bank may take up to 10 minutes.

## Sending payments directly to the bank

"Transactions", "Create Payment File"

Under the "Create Payment File" button, there are additional options "Save to File" (the existing XML file saving and then manual import into internet banking) and "Send Directly to Bank" (new).



| MakseSeisund | MeiePangaKonto       | SummaKokku | MakseteArv | SaajaPank | MakseFailiNimi |
|--------------|----------------------|------------|------------|-----------|----------------|
| ► Maksmata   | 221010782825, Swedba | 964,56     | 3          |           |                |

Clicking "Send Directly to Bank" will send the payment(s) directly to the bank for confirmation / in case of an error, an error message will be displayed. Receiving the final response from the bank may take up to 10 minutes. The "Status" button can be used to check the status of the payments.

